

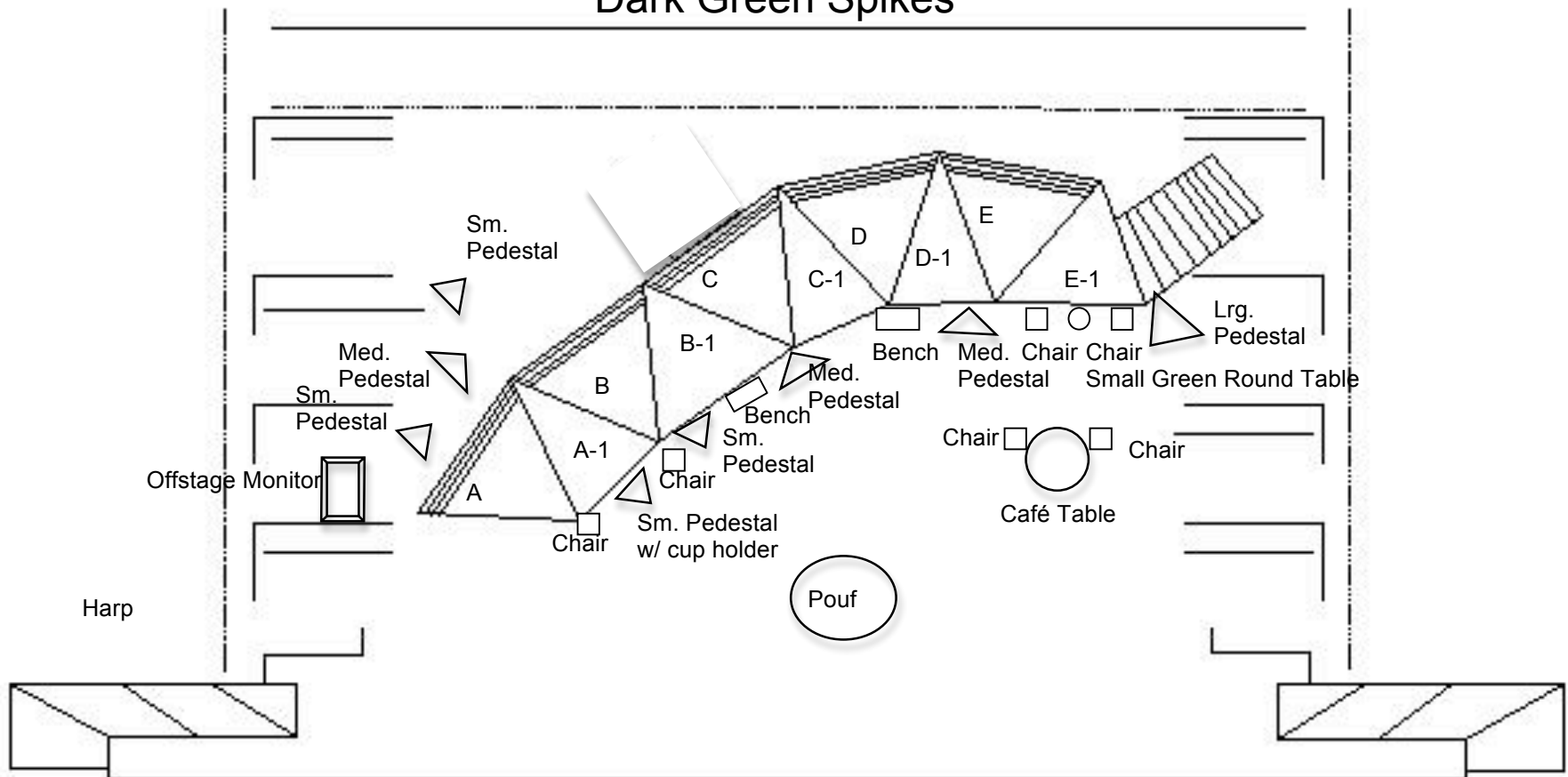
LA TRAVIATA

Tech Master

Pg/Time/Scn	RAIL	SCENIC	PROPS/LX/SOUND
-------------	------	--------	----------------

TOP OF SHOW PRESET

ACT I Dark Green Spikes

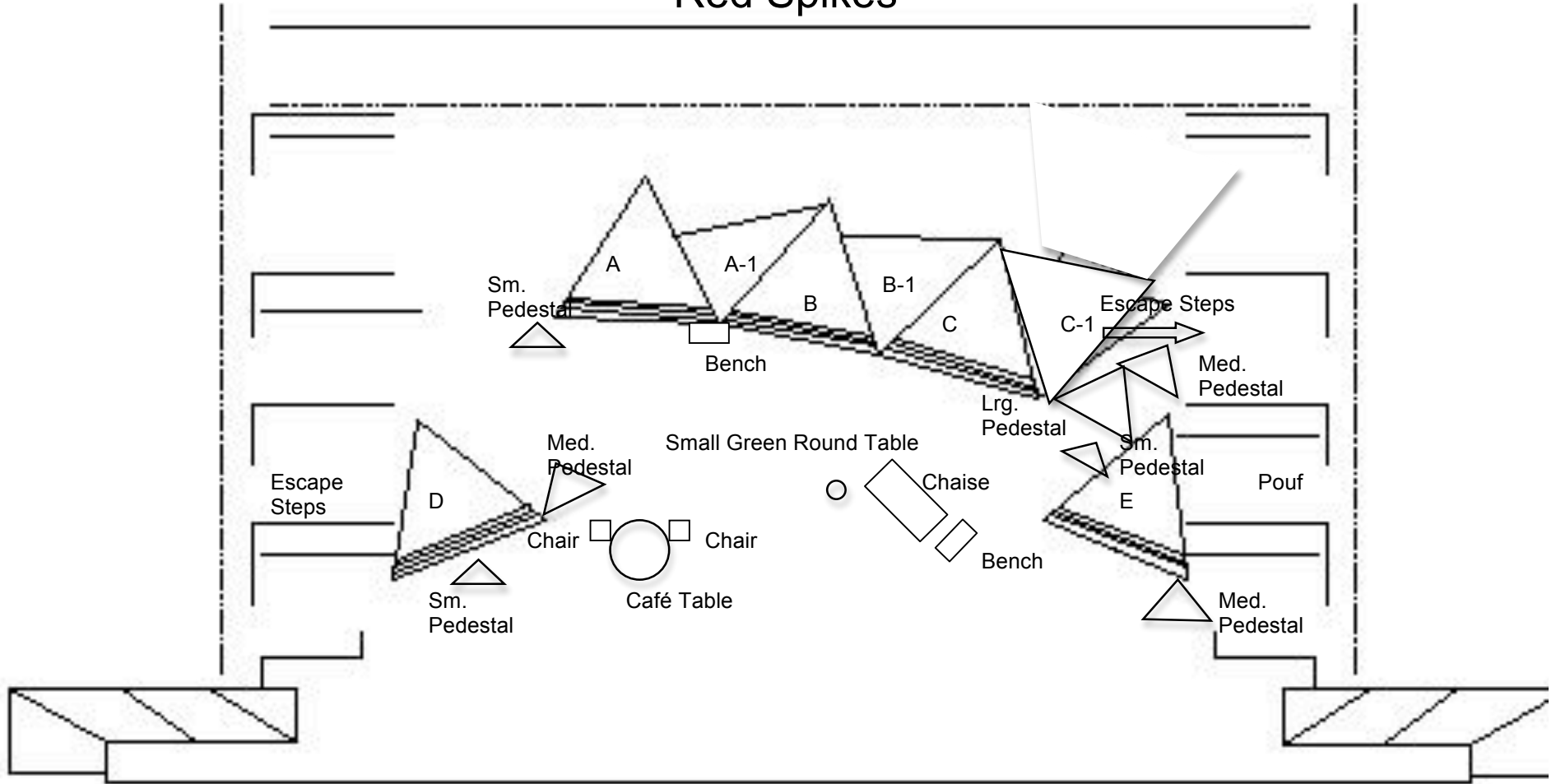


Pg/Time/Scn	RAIL	SCENIC	PROPS/LX/SOUND
<p>Top of Show PRESET</p>	<p>ALL Electrics, (LS #3, 4, 11, 18, 21, 28, 32, 40) & Borders (LS #6, 15, 25, 37) @ TRIM Show Scrim (LS #1) IN BOC (LS #2) IN DS Drapery (LS #5) IN DS Chandelier #1 (LS #9) IN Black Legs (LS #7,16, 26, 38) IN SL Drapery (LS #14) IN SR Drapery (LS #24) IN US Drapery (LS #36) IN Black scrim (LS #39) IN Sky Cloth (LS #44) IN</p> <p>US Chandelier #2 (LS #31) OUT US B.O. Curtain (LS #43) OUT</p>	<p><u>CARPS:</u> SET Platforms A thru E-1 SET Escape Step and Platform off of E-1 SET 4 Small Pedestals (Marble Side DS) SET 1 Large Pedestal (Marble Side DS) SET 3 Medium Pedestals (Marble Side DS)</p> <p style="text-align: right;"><i>{Dark Green Spikes}</i></p> <p>Windows: Tipped Downstage</p> <p>CHECK LEGS</p> <p>Offstage Harp DSR: Musician will need a Stand and Stand Lights (provided by Orchestra)</p> <p>There are bare feet Onstage.</p> <p>The House Curtain is not used in this Production.</p>	<p><u>PROPS:</u> Sweep and Mop SET 6 Wooden Chairs SET 2 Metal Benches (Floral Cushions) SET Small Green Round Table w/ Gold Tablecloth SET Pouf (Secure) SET Café Table w/ Tablecloth #1, 2 Champagne Bottles, 10 Champagne Flutes and Gold Bowl w/ White Flowers SET 4 Small Pedestals (Marble Side DS) SET 1 Large Pedestal (Marble Side DS) SET 3 Medium Pedestals (Marble Side DS)</p> <p style="text-align: right;"><i>{Dark Green Spikes}</i></p> <p><u>ELECS:</u> CHECK ALL Maestro & Stage Monitors (including House Monitors) BLACKOUT Check TURN OFF Pit Work Lights UNLOCK Spot booth and Turn ON Titles</p> <p><u>SOUND:</u> MIC CHECK Evan and SM Pre-Show (Before Pre-show Lecture) SET Rover Conductor Monitor into R2</p>
TOP OF SHOW SPEECH			
When Ready			<u>SOUND:</u> Evan Pre-Show Mic UP
Speech Finished			<u>SOUND:</u> Evan Pre-Show Mic DOWN
When Ready			<u>SOUND:</u> SM Pre-Show Mic UP
Speech Finished			<u>SOUND:</u> SM Pre-Show Mic DOWN

Pg/Time/Scn	RAIL	SCENIC	PROPS/LX/SOUND
Act I Running Notes (29:13 minutes)			
1-3-3 0:57	<u>RQ #1</u> – BOC (LS #2) OUT <i>(BLUE Q-LIGHT)</i> <i>(Medium-Slow Speed)</i>		
4-2-1 4:08	<u>RQ #2</u> – Show Scrim (LS #1) OUT <i>(RED Q-LIGHT)</i> <i>(Fast Speed)</i>		
23-1-2 7:55			<u>PROPS:</u> Crash Noise from SR Vom bridge
106-3-2 26:20-28:35		<u>OFFSTAGE SINGING:</u> 1 Principal and Harp DSR	<u>ELECS:</u> Rotate SR Rover Monitor
112-4-1 29:08	<u>RQ #3</u> – Show Scrim (LS #1) IN BOC (LS #2) IN <i>(RED Q-LIGHT)</i> <i>(Fast Speed)</i>		

Pg/Time/Scn	RAIL	SCENIC	PROPS/LX/SOUND
INTERMISSION #1 (20:00 minutes)			
	<p>DS Chandelier #1 (LS #9) OUT</p> <p><u>For SCENE SHIFT</u> DS Drapery (LS #5) OUT SL Drapery (LS #14) OUT US Drapery (LS #36) OUT Black Scrim (LS #39) OUT Sky Cloth (LS #44) OUT</p> <p><u>ONCE Scenic is CLEAR:</u> DS Drapery (LS #5) IN SL Drapery (LS #14) IN US Drapery (LS #36) IN Black Scrim (LS #39) IN Sky Cloth (LS #44) IN</p>	<p><u>CARPS</u> STRIKE Platform E-1 to Back Room STRIKE Platform D-1 to USR STRIKE SL Escape steps and Platform to Back Room STRIKE 1 Small Pedestal STRIKE Offstage DSR Harp MOVE Platforms E and D to Downstage positions MOVE Platforms A-C1 into New Positions MOVE 3 Small Pedestals (Beige Side) MOVE 1 Large Pedestal (Beige Side) MOVE 3 Medium Pedestals (Beige Side)</p> <p>SET 1 Medium Pedestal SET Act II Escape Steps SL</p> <p style="text-align: right;"><i>(Red Spikes)</i></p> <p>ADD: Greenery Windows: Flat</p> <p>CHECK LEGS</p>	<p><u>PROPS:</u> STRIKE 6 Wooden Chairs, Tablecloth #1, 2 Champagne Bottles, Champagne Flute, 1 Small Tray, Gold Bowl w/ White Flowers, 1 Small Pedestal, Gold Tablecloth and 1 Champagne Flute off of Pedestal</p> <p>MOVE Café Table MOVE 2 Metal Benches (Change Cushions to Floral) MOVE Small Green Round Table MOVE 3 Small Pedestals (Beige Side) MOVE 1 Large Pedestal (Beige Side) MOVE 3 Medium Pedestals (Beige Side)</p> <p>SET Chaise and Pillow SET Portable Writing Desk SET White Bowl w/ Roses SET 1 Medium Pedestal SET 2 Metal Chairs (Floral Cushions)</p> <p style="text-align: right;"><i>(Red Spikes)</i></p> <p>ADD: Red and Gold cover to Pouf</p> <p><u>ELECTRICS:</u> Move Center Row of Cyc Lights <u>ONCE Scenic is CLEAR:</u> SET Center Row of Cyc Lights</p> <p>STRIKE Rover Conductor Monitor to SR Hole</p>

ACT II-1 Red Spikes

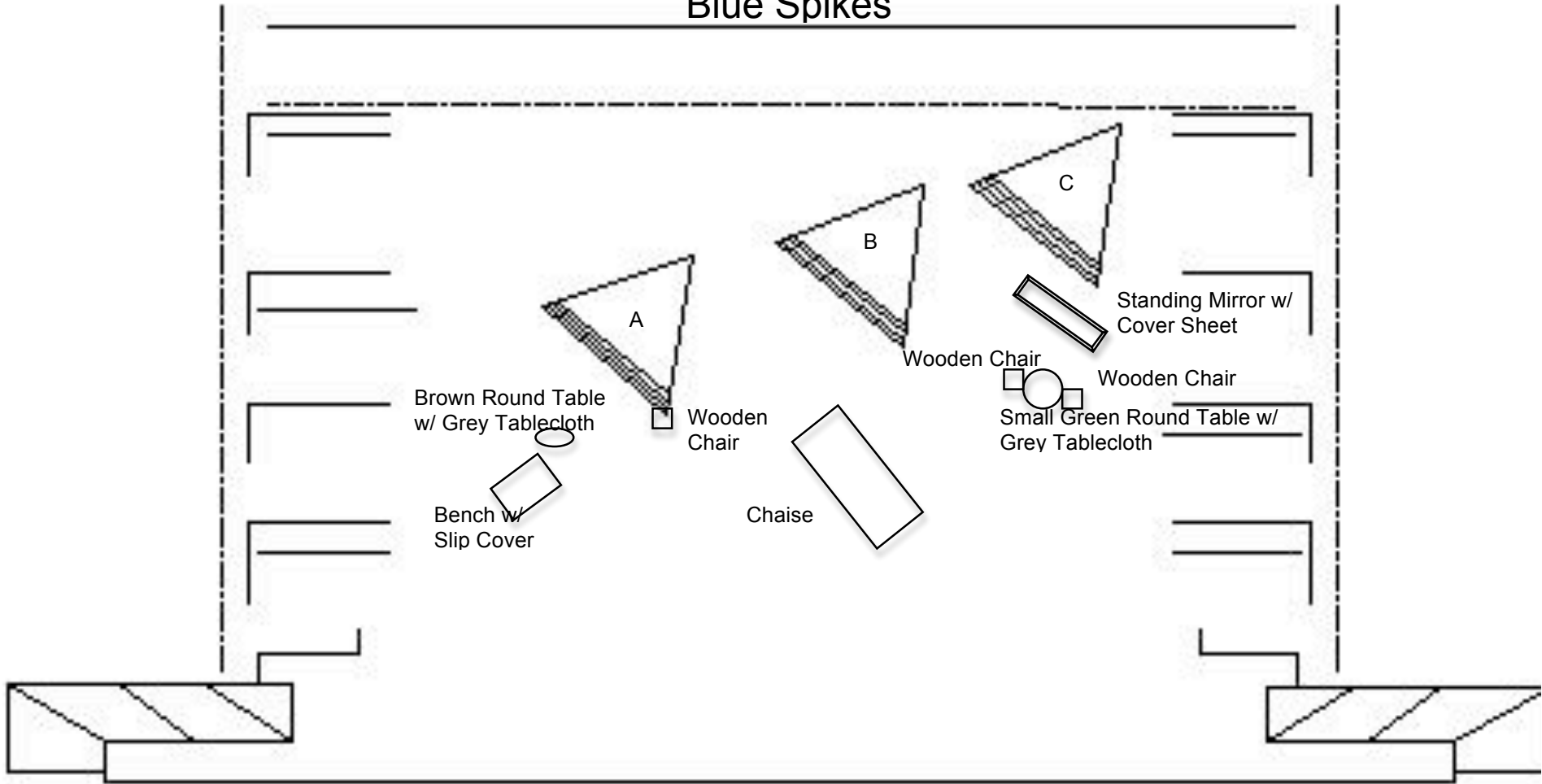


Pg/Time/Scn	RAIL	SCENIC	PROPS/LX/SOUND
Act II-1 Running Notes (38:38 of 65:43 minutes)			
113-1-3 0:08	<u>RQ #4</u> – BOC (LS #2) OUT (BLUE Q-LIGHT) (Fast Speed)		
113-3-2 0:18	<u>RQ #5</u> – Show Scrim (LS #1) OUT (RED Q-LIGHT) (Fast Speed)		
202-3-2 38:30	<u>RQ #6</u> – Show Scrim (LS #1) IN BOC (LS #2) IN (RED Q-LIGHT) (Fast Speed)		
SHIFT INTO II-2 PAUSE (5:00 Minutes)			
	<p><u>For SCENE SHIFT</u> SL Drapery (LS #14) OUT US Drapery (LS #36) OUT Sky Cloth (LS #44) OUT Black Scrim (LS #39) OUT</p> <p><u>ONCE Scenic is CLEAR:</u> SL Drapery (LS #14) IN US Chandelier #2 (LS # 31) IN US Drapery (LS #36) IN US B.O. Curtain (LS# 43) IN</p>	<p><u>CARPS:</u> STRIKE Platform C-1 to USR STRIKE Greenery</p> <p>MOVE Escape Steps to SL MOVE Platforms A-C to SL MOVE Platforms E-D to SR MOVE 3 Small Pedestals (Black Side) MOVE 3 Medium Pedestals (Black Side) MOVE 1 Large Pedestal (Black Side)</p> <p>SET Platform D1 to SR SET SR Escape Steps SET 1 Large Pedestal (Black Side) SET 1 Small Pedestal (Black Side) (Yellow Spikes)</p> <p>Windows: ALL Tipped Downstage</p> <p>CHECK LEGS</p>	<p><u>PROPS:</u> STRIKE Tea Tray, Leather Folio, Chaise, Pillow, Metal Chair, Floral Cushions, Tablecloth #2, Bowl w/ Roses, and Portable Writing Desk</p> <p>MOVE Small Green Round Table to US MOVE Café Table to SR MOVE Metal Benches to SR/UC (Change Cushions to Red) MOVE 1 Metal Chair to US (Change Cushion to Red) MOVE 3 Small Pedestals (Black Side) MOVE 3 Medium Pedestals (Black Side) MOVE 1 Large Pedestal (Black Side)</p> <p>SET 2 Metal Arm Chairs (Red Cushions) SET Pouf w/ Red and Gold Covering SET 2 Metal Chairs (Red Cushions) SET Card Shoe SET Crystal Ball and Stand SET 1 Large Pedestal (Black Side) SET 1 Small Pedestal (Black Side) (Yellow Spikes)</p>

Pg/Time/Scn	RAIL	SCENIC	PROPS/LX/SOUND
-------------	------	--------	----------------

Act II-2 Running Notes (21:57 of 65:43 minutes)			
SHIFT & LQ: #37 COMPLETE	RQ #7 – BOC (LS #2) OUT <i>(BLUE Q-LIGHT)</i> <i>(Fast Speed)</i>		
203-3-3 43:50	RQ #8 – Show Scrim (LS #1) OUT <i>(RED Q-LIGHT)</i> <i>(Fast Speed)</i>		
206-3-2 44:33		<u>OFFSTAGE NOISE:</u> 2 Chorus Women with Tambourines SR	
319-1-4 65:30	RQ #9 – Show Scrim (LS #1) IN BOC (LS #2) IN <i>(RED Q-LIGHT)</i> <i>(Fast-Fast Speed)</i>		
When clear	RQ #10 – Show Scrim (LS #1) OUT BOC (LS #2) OUT <i>(RED Q-LIGHT)</i> <i>(Fast Speed)</i>		
Once done	RQ #11 – Show Scrim (LS #1) IN BOC (LS #2) IN <i>(RED Q-LIGHT)</i> <i>(Fast Speed)</i>		

ACT III Blue Spikes



Pg/Time/Scn	RAIL	SCENIC	PROPS/LX/SOUND
Act III Running Notes (30:43 minutes)			
321-4-3 2:45	<u>RQ #12</u> – BOC (LS #2) OUT <i>(BLUE Q-LIGHT)</i> <i>(Slow Speed)</i>		
321-6-2 3:29	<u>RQ #13</u> – Show Scrim (LS #1) OUT <i>(RED Q-LIGHT)</i> <i>(Slow Speed)</i>		
336-1-1 13:45-14:15		<u>OFFSTAGE SINGING:</u> 32 Chorus Members SR Hole	<u>ELEC:</u> When Chorus is done STRIKE Electric Keyboard
387-2-1 30:38	<u>RQ #14</u> – Show Scrim (LS #1) IN BOC (LS #2) IN <i>(RED Q-LIGHT)</i> <i>(Slow Speed)</i>		
CURTAIN CALLS			
When Set	<u>RQ #15</u> – Show Scrim (LS #1) OUT BOC (LS #2) OUT <i>(RED Q-LIGHT)</i> <i>(Fast Speed)</i>		
When finished	<u>RQ #16</u> – Show Scrim (LS #1) IN BOC (LS #2) IN <i>(RED Q-LIGHT)</i> <i>(Fast Speed)</i>		